

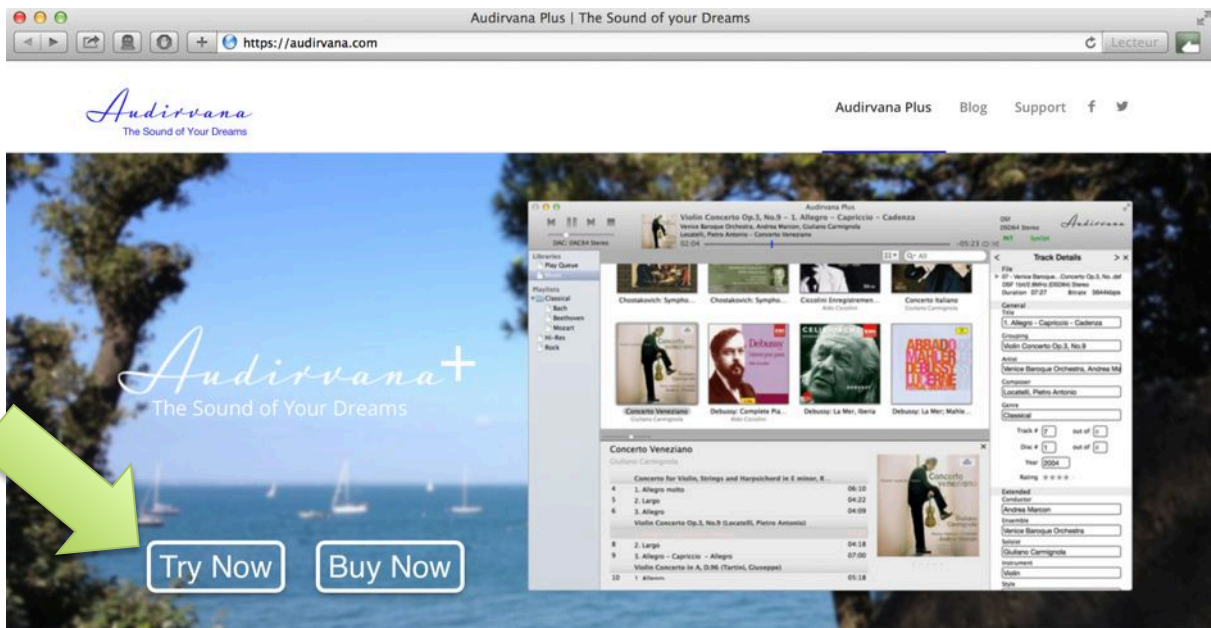
# *Audirvana*

## **Installation Procedure**

- 1. Prerequisite : Install the trial version**
- 2. Load your license file**

## Prerequisite before loading your purchased license: Install the trial version

1. Go to [audirvana.com](https://audirvana.com)
2. Click on “Try Now” button as shown below



AUDIRVANA PLUS 2.0: BRINGING FULL FEATURED LIBRARY MANAGER

3. This leads you to the « Download trial version page » as shown below :

Audirvana Plus | Download trial version

https://audirvana.com/?page\_id=3397

Lecteur

Audirvana  
The Sound of Your Dreams

Audirvana Plus Blog Support f t

Download trial version

You are here: Home / Download trial version

## DOWNLOAD THE FULL FEATURED 15 DAYS TRIAL VERSION OF AUDIRVANA PLUS

---

### CONTRAT DE LICENCE AUDIRVARNA PLUS

Version française, English version below

Il est préalablement exposé ce qui suit :

La société AUDIRVARNA, qui exerce une activité de conception, réalisation, développement et distribution de logiciels et progiciels, propose l'utilisation d'un logiciel, ci-après appelé "LE LOGICIEL" qui permet de lire des fichiers audio avec une qualité de niveau audiophile.

LE LOGICIEL est dénommé "AUDIRVARNA Plus".

Le présent contrat de Licence Utilisateur Final ( CLUF ) du LOGICIEL fixe les engagements contractuels entre l'utilisateur, ci-après appelé "L'UTILISATEUR" et la société en commandite simple à capital variable AUDIRVARNA, Immatriculée au Registre du Commerce et des Sociétés ( RCS ) de Paris sous le numéro 534 628 953 dont le siège social est en France, 15 rue Spontini, 75116 Paris, ci-après appelée "LA SOCIETE".

L'UTILISATEUR est tenu de lire le présent contrat avant d'installer LE LOGICIEL.

I fully agree with the above terms

I disagree

4. Click on "I fully agree with above terms" to initiate the download

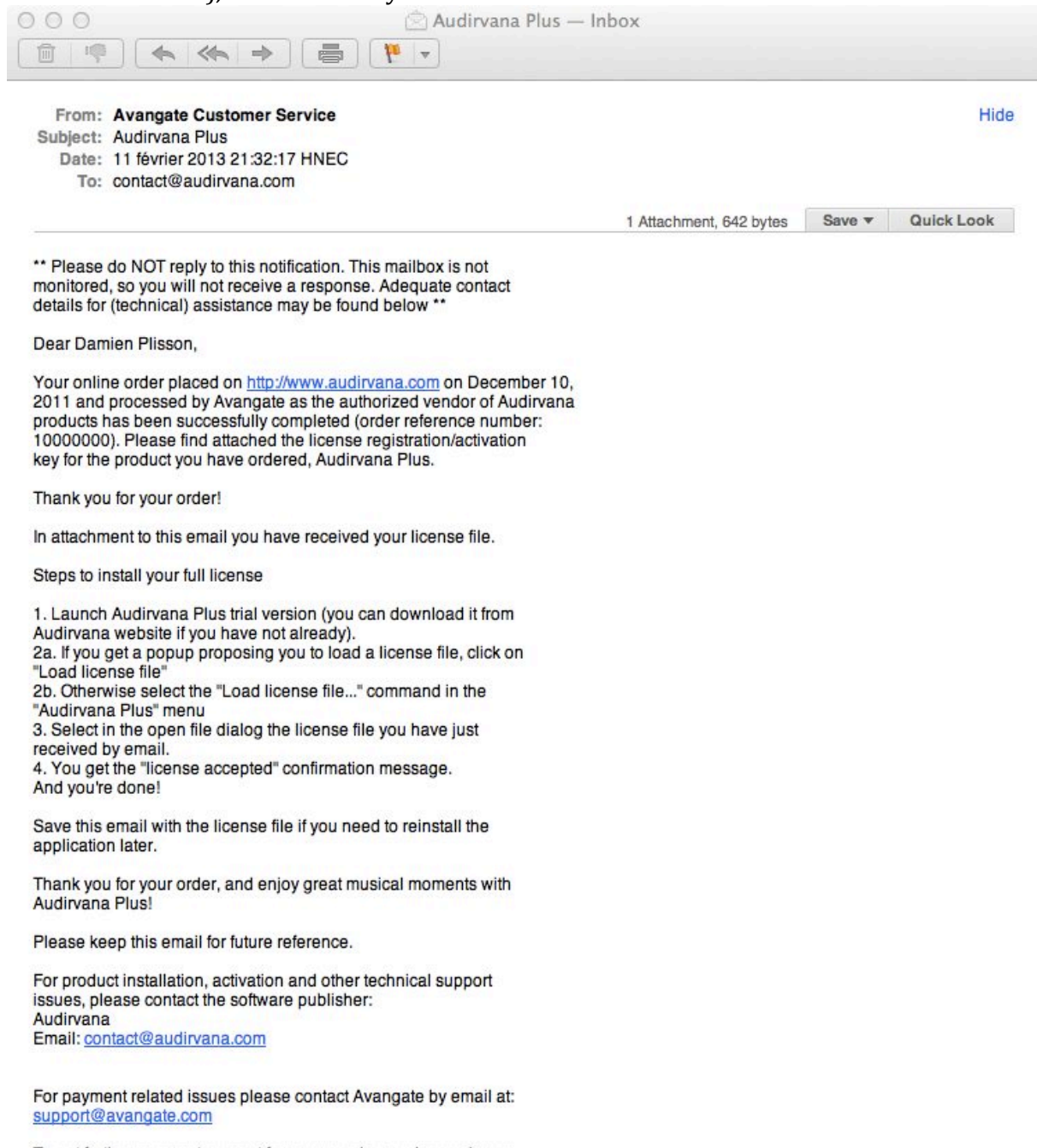
Then click on the downloaded file (AudirvanaPlus\_2.x.x.dmg) to open the disk image  
After accepting the license contract, you then get the disk image as below :



Drag and drop the "Audirvana Plus" icon onto the "Applications" icon as shown by the arrow to install the program.

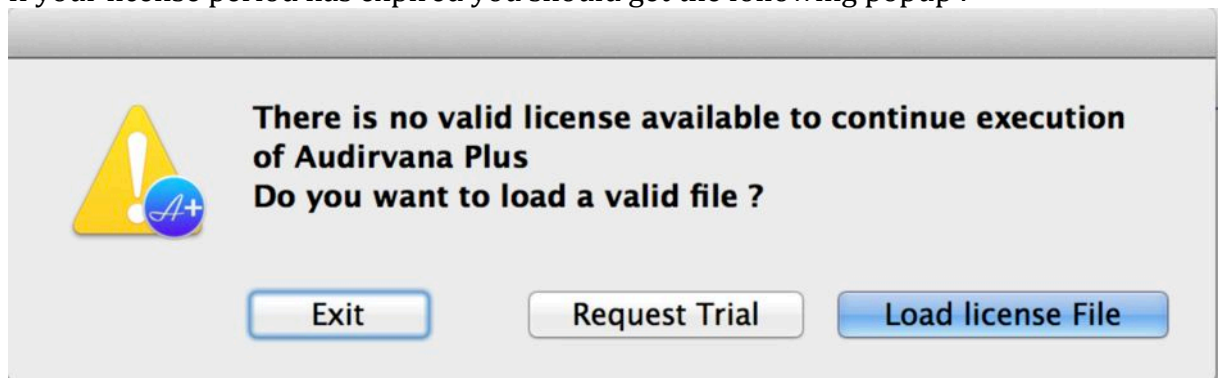
## Step 2: Unlock the trial version by loading your license file

1. Open the mail you have received after your purchase, from Avangate (titled “Audirvana Plus”), that contains your license file :

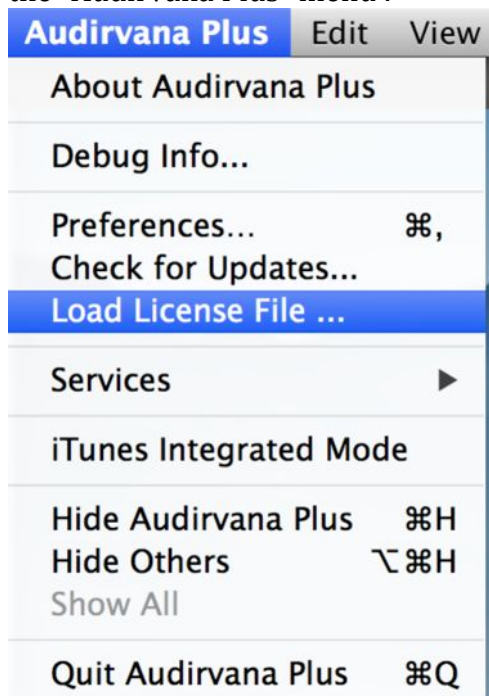


2. Click on “Save” to save you license file that is attached to this email.

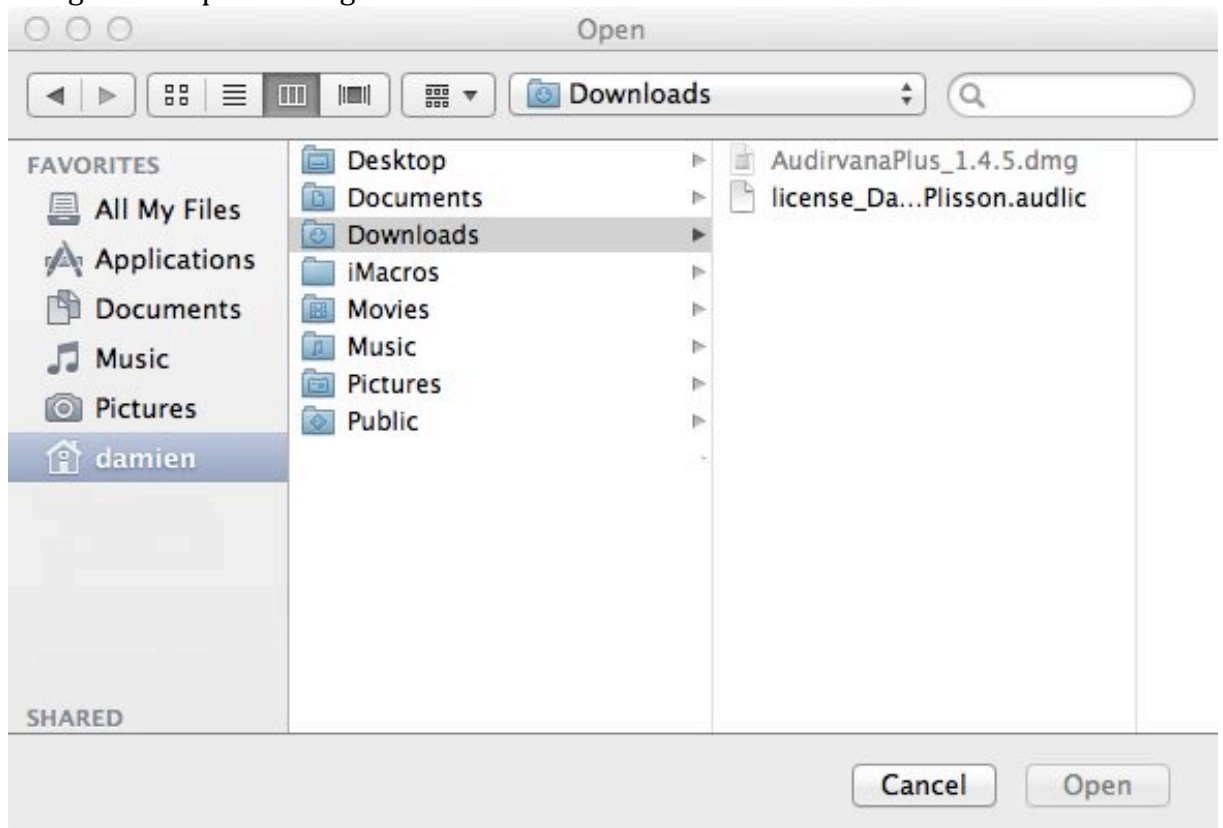
3. Launch Audirvana Plus (it should be in your Applications)
4. If your license period has expired you should get the following popup :



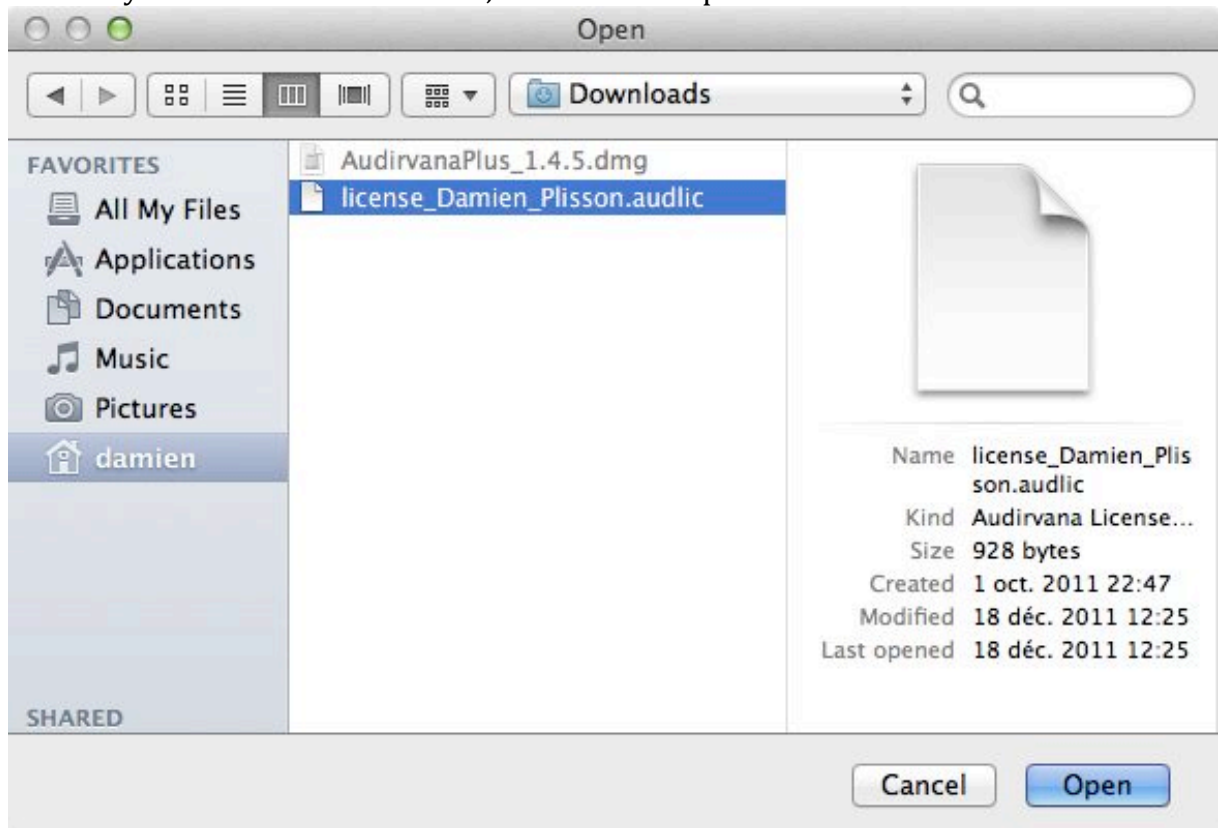
5. Click on "Load license File"  
Or, if you don't get this popup at startup, use the "Load license File" command of the "Audirvana Plus" menu :



6. You get the “Open” dialog box :



7. Click on your license file to select it, and then on “Open”



8. You get the confirmation message and you're done !  
Thank you for your purchase !

